HSF Compliant

REV.	ECN NO.	DESCRIPTION	DRAW	CHECK	APPD.	DATE
X0	---	First drawing	Yin	Linson	Rambo	2024.07.06

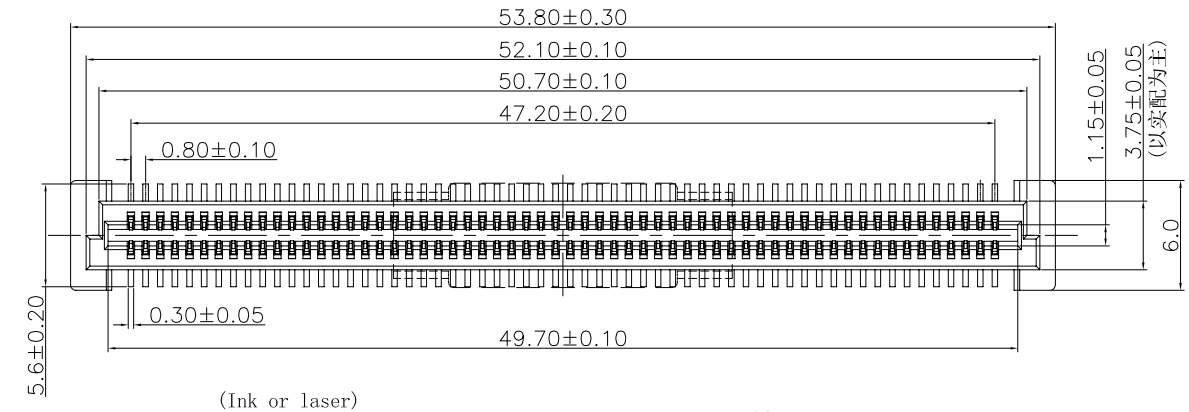

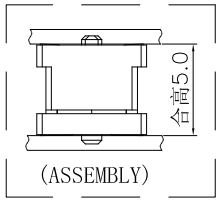

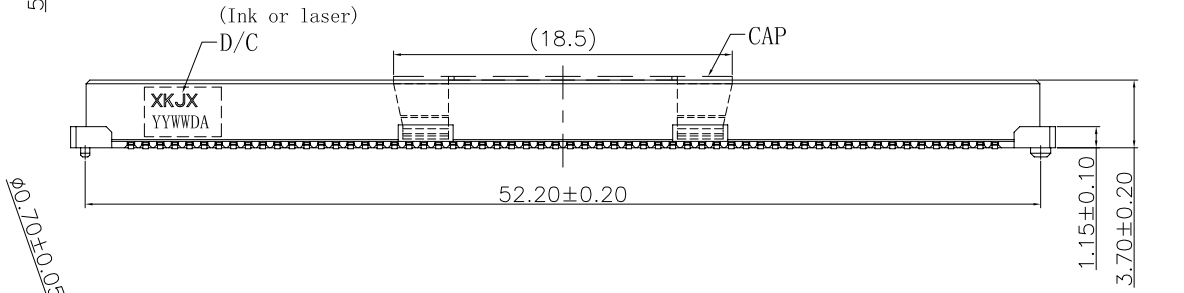

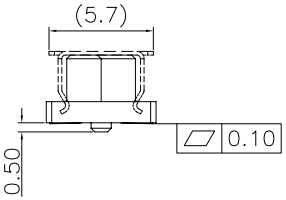

Specifcations:

1.0 Electrical performance:
1.1 Contact resistance: 50mΩ max for initial.
1.2 Dielectric withstanding voltage:AC 500V(rms).
1.3 Insulation resistance:100MΩ min.
1.4 Current rating: 0.5A
1.5 Voltage rating: 50Vac AC(rms)
2.0 mechanical performance:
2.1 Mating force:150g Max. Per contact
2.2 Unmating force:25g Min. Per contact
2.3 Durability: 30 cycles.
3.0 Environmental performance:
3.1 Temperature range:
3.2 Operating temperature:−40°to+80°.
3.3 Storage temperature:−40°to+80°.
4.0 Material:
4.1 Housing:HIGH THERMOPLASTIC, Color Natural,UL94 V−0.
4.2 Contact:COPPER ALLOY,T=0.20mm
4.3 CAP:STAINLESS T=0.20mm
5.0 Plating specification:
5.1 Contact:Au(see table) plated on contact area G/F plated on solder area; Nickel 50u"min underplating over all.
5.2 CAP: No Plated.



RECOMMEND P.C.B LAYOUT
TOLERANCE ±0.05

Part NO. (U1Y)

C2	8	F	120	02	M	XX	X	XX	X	X

R=PACK-R0xxx

- 120=120Pin
- 13=半金雾锡3U"
- 00=LCP 本色
- R=ROHS2.0标准 / W=无卤+ROHS2.0
- B=盐雾24H / C=盐雾48H

东莞市兴科杰鑫电子有限公司
Dong Guan XingKeJieXin Electronics Co.,Ltd

UNLESS OTHERWISE SPECIFIED TOLERANCES

	METRIC
.X +/−	0.15
.XX +/−	0.10
.XXX +/−	0.05
FRACTIONS +/−	
ANGLES +/−	2.00°

DIMENSIONS (METRIC) (MM)

APPROVAL		日期
制图	Yin	2024.07.06
审核	Linson	2024.07.06
核准	Rambo	2024.07.06
文件位置		

ANGLE OF PROJECTION

品名规格	BTB 0.8PH REC 120Pin 合高5.0mm
料号	SEE TABLE
字张 A4	工程图号: DWG−BT0BF−002 版本. X0
比例 1 : 1	状态码 A 页数 1 OF 1